



# Implementation Update - GAFSP Public Sector Window projects

GAFSP Coordination Unit

Data as of June 30, 2017



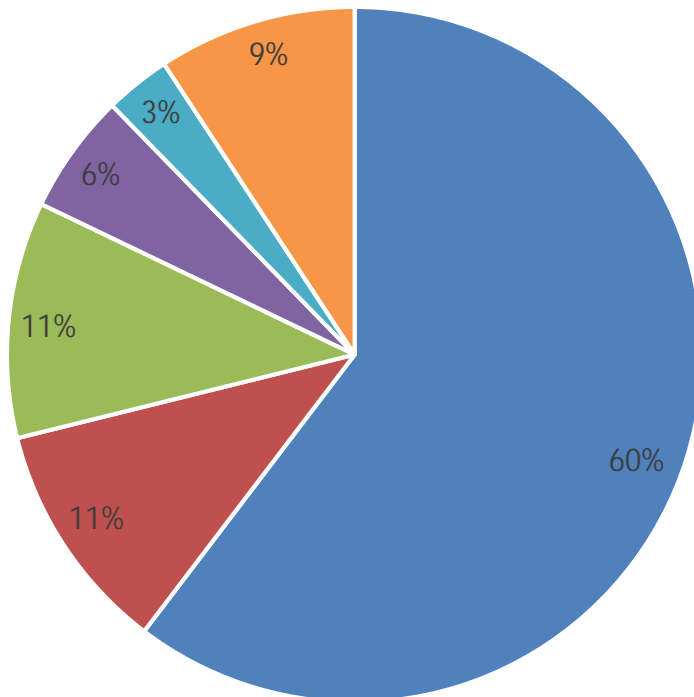
# **PUBLIC SECTOR WINDOW PORTFOLIO SNAPSHOT**



# GAFSP Public Sector Portfolio: Country Grants

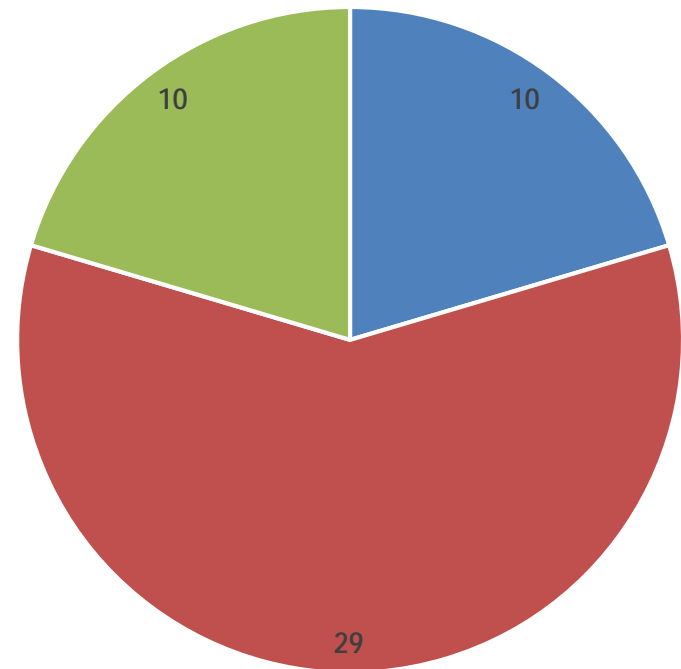
\$1.18 billion to 49 projects, in 31 countries

Geographic Distribution:  
60% of funds support interventions in Africa



- Sub-saharan Africa
- South Asia
- East Asia
- ECA
- Middle-East
- LAC

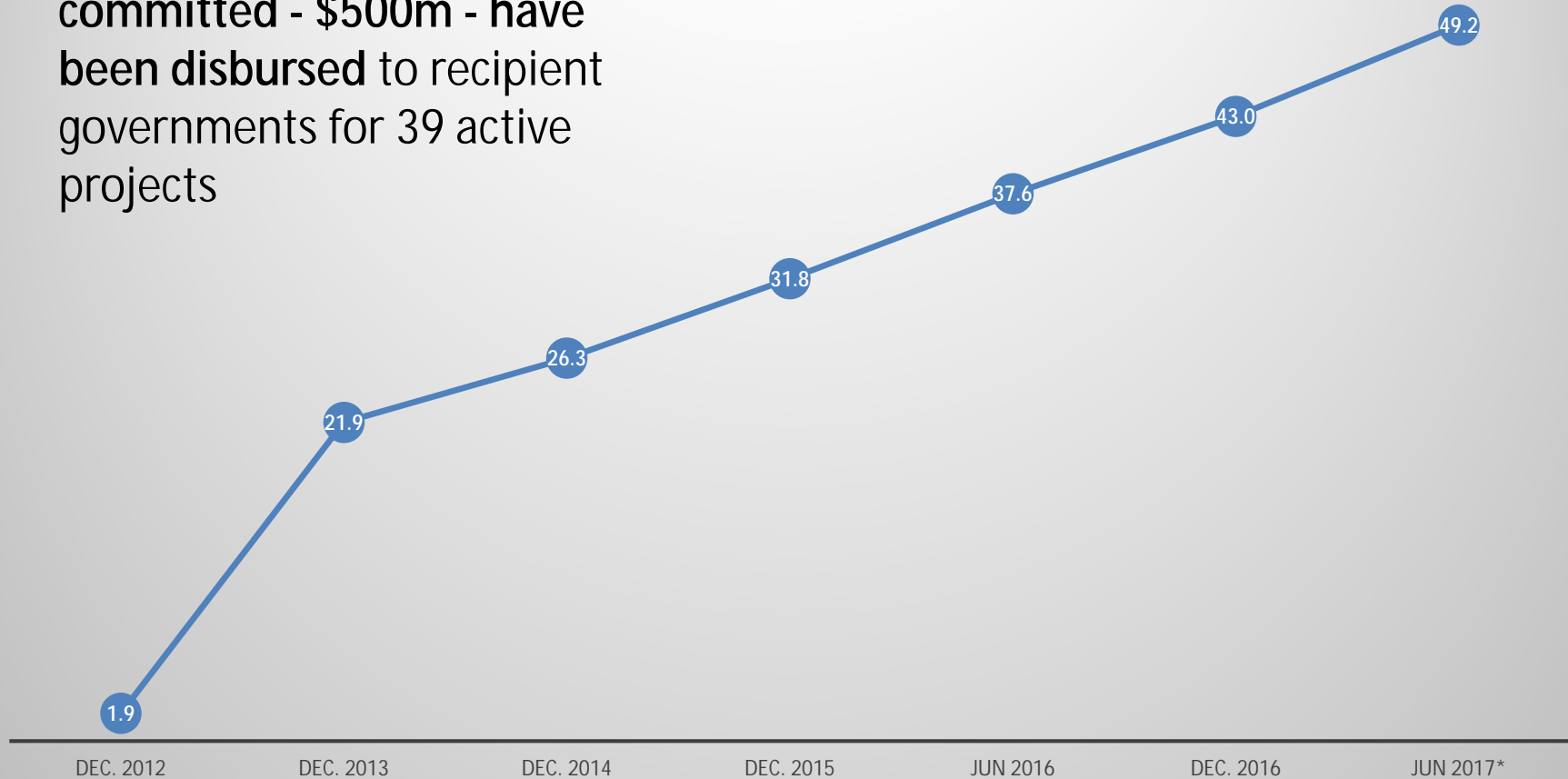
Project Status: Almost 80% of projects are under preparation or implementation (39 out of 49)



- Under preparation
- Under implementation
- Closed

# Public Sector Portfolio: Disbursement rate

49.2% of the total grants committed - \$500m - have been disbursed to recipient governments for 39 active projects



\$500 million was disbursed to recipient governments as of June 30, 2017, an increase of \$109 million or 28% from June 2016.





# PROJECT RESULTS



# Reporting results using GAFSP's revised M&E Plan

- The revised GAFSP M&E Plan was approved by the Steering Committee in March 2017
- The revised M&E Plan uses a three-tier approach to reporting results:
  - Tier 1 (Impact): Rural communities in the poorest

# Beneficiaries:

8.6 million people reached as of June 2017, which is an increase of over 2 million in one year

Current portfolio is on



## Bangladesh IAPP (\$50m)

- Supervising Entity: WB
- GAFSP allocation: June 2010
- GAFSP funding: \$46 m
- Total disbursed: \$42.87 m
- 

### Main findings from draft WB Completion Report:

Mean income increases range from BDT 7,769 (\$100) for 'marginal' farmers in the South growing only aman rice, to BDT 19,227 (\$247) for 'small' farmers in the North growing boro and aman rice. These increases are significant in relation to the poverty line cited at appraisal (\$195 in the project districts at 2011 prices).

About 85% and 98% of crop and fish farmers, respectively, reported that their family food consumption improved as a result of their participation in IAPP.

The number of farmers buying food from the market also significantly declined (30% for rice and 21% for fish) – suggesting increased self-sufficiency; and the number of crop farmers that could afford to eat 3 meals a day increased by 15%.

Overall, participation of women in group activities exceeded targets (33% vis-à-vis 25%), especially in livestock activities (89%).

## Cambodia Emergency Food Assistance Project (\$24.5m)

- Supervising Entity: ADB
- GAFSP allocation: June 2011
- GAFSP funding: \$24.5m
- Completed: June 2016
- Official ADB completion report to become available: by end of 2017

### Main findings from government's completion report:

- The number of food insecure households (HHs) decreased to 37% from 69%
- Target HHs reduced their rate of Chronic Malnutrition by 10.8% (compared to a 3.5% reduction for non-target HHs) exceeding the end of project target of 6%
- Average monthly income among target HHs increased by 85% from US\$110 to \$203 (non-target HH monthly income increased by 38%).
- Average rice yield for target HHs increased by 33% for wet season rice and 69% for dry season rice (significantly exceeding the target of 20%).
- By completion, the EFAP supported 307,473 food-insecure households or 1,352,880 poor and vulnerable people (200% of target).



## Rwanda Land Husbandry, Water Harvesting, and Hillside Irrigation Project (\$50m)

- Supervising Entity: WB
- GAFSP allocation: June 2010
- GAFSP funding: \$34m
- Completed: Dec. 2015
- Official completion report to become available upon completion of related IDA project: early 2018



Main findings from government's interim completion report:


- Productivity in target irrigated areas increased to US\$2,575/ha from \$492/ha (423% increase)
- Share of commercialized products from target areas increased to 76% from 35% (100% increase)
- Access to formal financial services increased to 82% of men and 80% of women, from 22% of men and 18% of women
- Share of farmers who have adopted improved farming methods increased to 95% of male farmers / 94% female from 30% male / 25% female

NB: While GAFSP funding completed on 31 Dec. 2015, the IDA co-financing project closed on June 30, 2017.

# Tier 2: progress on 14 core indicators on outputs

New M&E Tier 2 Indicator (unit)	Progress as of June 2017
Number of beneficiaries reached, gender disaggregated, percentage who have been helped to cope with impact of climate change (number of people)	8.617 million (35% women)
Land area receiving improved production support, percentage of these that are climate smart (ha)	463,082 ha
Number of smallholders receiving productivity enhancement support, gender disaggregated, climate-smart agriculture support (number of people)	879,536 smallholders
Number of producer-based organizations supported (number)	1,352 associations
Volume of agriculture loans that are outstanding	US \$ 6,846,935
Percentage of beneficiaries with secure rights to land, property, and natural resources (percent of total beneficiaries)	0.21%
Roads constructed or rehabilitated, percentage resilient to climate risks (km)	1,343 km
Number of post-harvest facilities constructed and/or rehabilitated (number)	NA
Volume of agricultural production processed by post-harvest facilities established with GAFSP support, by food group (tons)	409 tons
People benefiting from cash or food-based transfers, gender disaggregated (number of people)	29, 563 households
People receiving improved nutrition services and products, gender disaggregated, age disaggregated (number of people)	524, 128 people
Direct employment provided, gender disaggregated (full-time equivalent)	NA
Persons receiving capacity development, gender disaggregated, organization type	

# Tier 2: Progress on select indicators against targets





# Tier 3 (Program inputs)

- Tier 3 has 26 KPIs on 10 dimensions (utilization, financial sustainability/leverage, diversification, inclusiveness (cross-cutting themes), development performance, PuSW/PrSW collaboration, stakeholder

Nearly 50% of GAFSP funds for the public sector and 74% of its projects—29 investment projects in 28 countries—have elements that contribute to climate change co-benefits, either adaptation and/or mitigation, through various climate-sensitive interventions.

**Bangladesh** allocated 100% of funds to these

**87%** of GAFSP public sector projects address **all 3 elements of gender mainstreaming** (analysis, gender-informed action, and gender-disaggregated M&E).

**Nepal** project focuses primarily on women.

**15%** of GAFSP public sector funding is targeted to **nutrition activities**. **\$158M across 21 countries is invested in nutrition-sensitive agriculture and nutrition specific non-agriculture.**

Strong nutrition focus in **Uganda** multi-sectoral project housed in health ministry.

GAFSP allocates **38%** of funds to **8 fragile or conflicted-affected states**, an increase of 28.9% over the previous year.

GAFSP funds projects in Burundi, Haiti, Liberia, Mali, Myanmar, Sierra Leone, Togo and Yemen

For more information visit:  
<http://www.gafspfund.org/>